







A.i.f = Anti-interference filter
 b0.a,b = Line switch
 b0.c = Prog. switch
 b2 = Door switch
 b7 = Floater switch
 f3.2 = Overheating thermostat
 f3.3 = Overheating protector

f5.1 = Level pressostat
 H1 = Heater
 K1 = Start capacitor
 m2 = Main pump
 m3 = Drain pump

Nt = Net terminal
 Te = Thermistor NTC
 S1 = Inlet valve
 S2/4 = Detergent/Rinse aid coll

 = 6.3mm connection on component
 = 6.3mm --- --- component
 = 6.3mm --- --- electronic
 = PCB --- --- electronic
 = Internal connection on electronic-or component
 = Connection with wire

N01551225